



Round 2 : March 18 - 20 Queensland Raceway



ASBK.COM.AU f t i y



DUNLOP SUPERSPORT 300 CHAMPIONSHIP

Race 2 - RED FLAG

Date: 20/03/22
Event: R08A
Weather: Sunny - Temp: 25.6C
Track: Dry - Temp: 40.4C

Started at: 10:10:03
Laps: 10
Starters: 16
Printed at: 11:41


AMENDED CLASSIFICATION

Pos	No	Name	Machine	Laps	Race Time	Behind Leader	Behind Prev	Fastest Lap	On Lap	Top Speed
1	39	Glenn NELSON (QLD) / Fusport / Plugalug / Dynoverks / XXX Suspension / Always Livin / Dynamite	Yamaha YZF-R3	4	5:37.325			1:22.711	4	182
2	3	Cameron DUNKER (NSW) / GTR Motostars / RS+C / KYT Helmets / Jamie Stauffer / Doctor Mak / Ricondi	Yamaha YZF-R3	4	5:37.750	.425	.425	1:22.688	4	178
3	20	Jonathan NAHLOUS (NSW) / Complete AV / Anderson Stands / Race Dynamics / Bikebiz	Kawasaki Ninja	4	5:37.965	.640	.215	1:22.788	4	183
4	279	Hayden NELSON (NSW) / Taree Motorcycles / Gow Moto / Knight Designs	Yamaha YZF-R3	4	5:38.458	1.133	.493	1:22.495	4	184
5	12	Henry SNELL (QLD) / Megacycle Race Team / Ricondi / TCX Boots	Yamaha YZF-R3	4	5:38.512	1.187	.054	1:22.956	4	186
6	16	James JACOBS (NSW) / X-Lite / Nedlands Studio / Ricondi / Lucas Oils / EK Chains / Rustbusters	Kawasaki Ninja	4	5:39.658	2.333	1.146	1:23.116	4	173
7	23	Jordan SIMPSON (SA) / Simpson Crash / Simpson Signs / Yamaha YRD	Yamaha YZF-R3	4	5:39.786	2.461	.128	1:23.219	2	185
8	25	Brodie GAWITH (VIC) / Megacycle Race Team / Ricondi / AGV Helmets / TCX Boots	Yamaha YZF-R3	4	5:43.001	5.676	3.215	1:23.721	3	182
9	32	Jai RUSSO (NSW) / Russo Performance / Motostars / Ricondi / AGV / TCX	Yamaha YZF-R3	4	5:43.691	6.366	.690	1:23.792	3	182
10	65	Nate O'NEILL (QLD) / TeamBWR / RBM / XXX Suspension / Suncoast Powerhouse Dyno / Race-DNA	Yamaha YZF-R3	4	5:43.712	6.387	.021	1:23.865	3	184
11	85	Jayden MARTIN (WA) / Moto City	Yamaha YZF-R3	4	5:43.833	6.508	.121	1:23.829	3	181
12	63	Clay CLEGG (NSW) / Williamson Bros / Akubra / Mavin Truck Centre / Central West Electrical	Yamaha YZF-R3	4	5:45.472	8.147	1.639	1:24.204	2	184
13	66	Mitchell SIMPSON (SA) / Simpson Crash / Simpson Signs / Yamaha YRD	Yamaha YZF-R3	4	5:50.853	13.528	5.381	1:23.250	2	186

Fastest Lap was 1:22.495 by Hayden NELSON (NSW)

Current race lap record for SS300 class - 1:22.273 by Henry SNELL (QLD) on a Yamaha YZF-R3 set on 19/03/22

The results are provisional until the end of the time limit for protests and appeals.


Chief Timekeeper - Scott Laing


Race Director - Tom Williams



www.computime.com.au
COMPUTIME RACE TIMING SYSTEMS PTY LTD





Round 2 : March 18 - 20 Queensland Raceway



ASBK.COM.AU f t i y



DUNLOP SUPERSPORT 300 CHAMPIONSHIP

Race 2 - RED FLAG


Date: 20/03/22
Event: R08A
Weather: Sunny - Temp: 25.6C
Track: Dry - Temp: 40.4C

Started at: 10:10:03
Laps: 10
Starters: 16
Printed at: 11:41

AMENDED LAP TIMES

No	Name	Lap 1	Lap 2	Lap 3	Lap 4
3	Cameron DUNKER (NSW)	1:28.182	1:23.131	1:23.749	<u>1:22.688</u>
12	Henry SNELL (QLD)	1:28.442	1:23.021	1:24.093	<u>1:22.956</u>
16	James JACOBS (NSW)	1:29.094	1:23.583	1:23.865	<u>1:23.116</u>
20	Jonathan NAHLOUS (NSW)	1:28.615	1:23.045	1:23.517	<u>1:22.788</u>
23	Jordan SIMPSON (SA)	1:29.654	<u>1:23.219</u>	1:23.614	1:23.299
25	Brodie GAWITH (VIC)	1:30.907	1:23.913	<u>1:23.721</u>	1:24.460
32	Jai RUSSO (NSW)	1:30.806	1:24.186	<u>1:23.792</u>	1:24.907
39	Glenn NELSON (QLD)	1:28.154	1:23.604	1:22.856	<u>1:22.711</u>
63	Clay CLEGG (NSW)	1:31.651	<u>1:24.204</u>	1:24.205	1:25.412
65	Nate O'NEILL (QLD)	1:31.044	1:24.115	<u>1:23.865</u>	1:24.688
66	Mitchell SIMPSON (SA)	1:29.928	<u>1:23.250</u>	1:23.734	1:33.941
85	Jayden MARTIN (WA)	1:31.233	1:24.268	<u>1:23.829</u>	1:24.503
279	Hayden NELSON (NSW)	1:29.214	1:22.949	1:23.800	<u>1:22.495</u>

The results are provisional until the end of the time limit for protests and appeals.


Chief Timekeeper - Scott Laing


Race Director - Tom Williams



www.computime.com.au
COMPUTIME RACE TIMING SYSTEMS PTY LTD





Round 2 : March 18 - 20

Queensland Raceway



DUNLOP SUPERSPORT 300 CHAMPIONSHIP

Race 2 - RED FLAG

Date: 20/03/22
 Event: R08A
 Weather: Sunny - Temp: 25.6C
 Track: Dry - Temp: 40.4C

Started at: 10:10:03
 Laps: 10
 Starters: 16
 Printed at: 11:41

AMENDED SPLIT TIMES

Lap	Split 1	Split 2	Split 3	Lap Time	Spd	Lap	Split 1	Split 2	Split 3	Lap Time	Spd
3 Cameron DUNKER (NSW) (2nd)						4	28.419	29.839	26.649	1:24.907	179
1	32.882	29.681	25.619	1:28.182	173						
2	28.189	29.187	25.755	1:23.131	175						
3	28.742	29.586	25.421	1:23.749	175						
4	28.209	29.255	25.224	1:22.688	178						
12 Henry SNELL (QLD) (5th)						39 Glenn NELSON (QLD) (1st)					
1	32.838	29.601	26.003	1:28.442	180	1	32.890	29.770	25.494	1:28.154	172
2	27.894	29.416	25.711	1:23.021	179	2	28.272	29.618	25.714	1:23.604	176
3	28.569	29.934	25.590	1:24.093	176	3	28.221	29.203	25.432	1:22.856	182
4	27.961	29.567	25.428	1:22.956	186	4	28.243	29.037	25.431	1:22.711	174
16 James JACOBS (NSW) (6th)						63 Clay CLEGG (NSW) (12th)					
1	33.971	29.381	25.742	1:29.094	172	1	34.983	30.489	26.179	1:31.651	184
2	28.090	29.600	25.893	1:23.583	173	2	28.628	29.619	25.957	1:24.204	175
3	28.123	29.837	25.905	1:23.865	172	3	28.507	29.644	26.054	1:24.205	177
4	27.949	29.302	25.865	1:23.116	172	4	28.988	29.934	26.490	1:25.412	173
20 Jonathan NAHLOUS (NSW) (3rd)						65 Nate O'NEILL (QLD) (10th)					
1	33.022	29.906	25.687	1:28.615	183	1	34.497	30.560	25.987	1:31.044	184
2	27.928	29.338	25.779	1:23.045	182	2	28.474	30.066	25.575	1:24.115	177
3	28.269	29.448	25.800	1:23.517	181	3	28.377	29.563	25.925	1:23.865	181
4	28.053	29.145	25.590	1:22.788	178	4	28.266	29.906	26.516	1:24.688	179
23 Jordan SIMPSON (SA) (7th)						66 Mitchell SIMPSON (SA) (13th)					
1	33.881	29.892	25.881	1:29.654	175	1	34.127	29.834	25.967	1:29.928	184
2	28.484	29.068	25.667	1:23.219	180	2	28.250	29.336	25.664	1:23.250	181
3	28.003	29.637	25.974	1:23.614	185	3	27.911	29.879	25.944	1:23.734	186
4	28.081	29.387	25.831	1:23.299	183	4	27.818	39.886	26.237	1:33.941	183
25 Brodie GAWITH (VIC) (8th)						85 Jayden MARTIN (WA) (11th)					
1	34.550	30.286	26.071	1:30.907	182	1	34.663	30.476	26.094	1:31.233	181
2	28.562	29.479	25.872	1:23.913	175	2	28.426	29.711	26.131	1:24.268	179
3	28.534	29.355	25.832	1:23.721	178	3	28.313	29.447	26.069	1:23.829	177
4	28.658	29.679	26.123	1:24.460	170	4	28.073	29.927	26.503	1:24.503	179
32 Jai RUSSO (NSW) (9th)						279 Hayden NELSON (NSW) (4th)					
1	34.162	30.219	26.425	1:30.806	182	1	33.890	29.603	25.721	1:29.214	174
2	28.640	29.817	25.729	1:24.186	175	2	27.978	29.358	25.613	1:22.949	182
3	28.263	29.579	25.950	1:23.792	177	3	28.192	29.913	25.695	1:23.800	182
						4	27.850	29.155	25.490	1:22.495	184

The results are provisional until the end of the time limit for protests and appeals.

Scott Laing
 Chief Timekeeper - Scott Laing

Tom Williams
 Race Director - Tom Williams





Round 2 : March 18 - 20 Queensland Raceway



ASBK.COM.AU f t i y



DUNLOP SUPERSPORT 300 CHAMPIONSHIP

Race 2 - RED FLAG


Date: 20/03/22
Event: R08A
Weather: Sunny - Temp: 25.6C
Track: Dry - Temp: 40.4C

Started at: 10:10:03
Laps: 10
Starters: 16
Printed at: 11:41

AMENDED FASTEST LAPS SEQUENCE

Lap	Race Pos	No	Name	Machine	Fastest Lap	On Lap
1	1	39	Glenn NELSON (QLD)	Yamaha YZF-R3	1:28.154	1
2	1	3	Cameron DUNKER (NSW)	Yamaha YZF-R3	1:23.131	2
2	2	12	Henry SNELL (QLD)	Yamaha YZF-R3	1:23.021	2
2	5	279	Hayden NELSON (NSW)	Yamaha YZF-R3	1:22.949	2
3	1	39	Glenn NELSON (QLD)	Yamaha YZF-R3	1:22.856	3
4	1	39	Glenn NELSON (QLD)	Yamaha YZF-R3	1:22.711	4
4	2	3	Cameron DUNKER (NSW)	Yamaha YZF-R3	1:22.688	4
4	4	279	Hayden NELSON (NSW)	Yamaha YZF-R3	1:22.495	4

The results are provisional until the end of the time limit for protests and appeals.


Chief Timekeeper - Scott Laing


Race Director - Tom Williams



www.computime.com.au
COMPUTIME RACE TIMING SYSTEMS PTY LTD





Round 2 : March 18 - 20 Queensland Raceway



ASBK.COM.AU f t i y



DUNLOP SUPERSPORT 300 CHAMPIONSHIP

Race 2 - RED FLAG

Date: 20/03/22
Event: R08A
Weather: Sunny - Temp: 25.6C
Track: Dry - Temp: 40.4C

Started at: 10:10:03
Laps: 10
Starters: 16
Printed at: 11:41

AMENDED LAP SHEET

No	Lap Time	Gap	No	Lap Time	Gap
Lap 1			39	1:22.856	
39	1:28.154		3	1:23.749	.448
3	1:28.182	.028	20	1:23.517	.563
12	1:28.442	.288	12	1:24.093	.942
20	1:28.615	.461	279	1:23.800	1.349
16	1:29.094	.940	23	1:23.614	1.873
279	1:29.214	1.060	16	1:23.865	1.928
23	1:29.654	1.500	66	1:23.734	2.298
66	1:29.928	1.774	25	1:23.721	3.927
32	1:30.806	2.652	32	1:23.792	4.170
25	1:30.907	2.753	65	1:23.865	4.410
65	1:31.044	2.890	85	1:23.829	4.716
85	1:31.233	3.079	63	1:24.205	5.446
63	1:31.651	3.497	Lap 4		
Lap 2			39	1:22.711	
3	1:23.131		3	1:22.688	.425
12	1:23.021	.150	20	1:22.788	.640
20	1:23.045	.347	279	1:22.495	1.133
39	1:23.604	.445	12	1:22.956	1.187
279	1:22.949	.850	16	1:23.116	2.333
16	1:23.583	1.364	23	1:23.299	2.461
23	1:23.219	1.560	25	1:24.460	5.676
66	1:23.250	1.865	32	1:24.907	6.366
25	1:23.913	3.507	65	1:24.688	6.387
32	1:24.186	3.679	85	1:24.503	6.508
65	1:24.115	3.846	63	1:25.412	8.147
85	1:24.268	4.188	66	1:33.941	13.528
63	1:24.204	4.542	Lap 3		

The results are provisional until the end of the time limit for protests and appeals.

Scott Laing
Chief Timekeeper - Scott Laing

Tom Williams
Race Director - Tom Williams



www.computime.com.au
COMPUTIME RACE TIMING SYSTEMS PTY LTD





Round 2 : March 18 - 20
Queensland Raceway



ASBK.COM.AU f t i y

DUNLOP SUPERSPORT 300 CHAMPIONSHIP

Race 2 - RED FLAG

Date: 20/03/22
 Event: R08A
 Weather: Sunny - Temp: 25.6C
 Track: Dry - Temp: 40.4C

Started at: 10:10:03
 Laps: 10
 Starters: 16
 Printed at: 11:41

AMENDED LAP CHART

Name	Grid	1	2	3	4	Name
G. NELSON	30	30	2	20	39	G. NELSON
C. DUNKER	3	3	12	3	3	C. DUNKER
H. SNELL	12	12	20	20	20	J. NAHLOUS
J. NAHLOUS	20	20	39	12	279	H. NELSON
J. JACOBS	16	16	279	279	12	H. SNELL
L. WATERS	181	279	16	23	16	J. JACOBS
J. SIMPSON	23	23	23	16	23	J. SIMPSON
S. PEZZETTA	51	66	66	66	25	B. GAWITH
H. NELSON	279	32	25	25	32	J. RUSSO
M. SIMPSON	66	25	32	32	65	N. O'NEILL
B. GAWITH	25	65	65	65	85	J. MARTIN
J. RUSSO	32	85	85	85	63	C. CLEGG
N. O'NEILL	65	63	63	63	66	M. SIMPSON
L. BROWN	355					L. BROWN
J. MARTIN	85					
C. CLEGG	63					
T. AKSU	91					T. AKSU

The results are provisional until the end of the time limit for protests and appeals.

Scott Laing
 Chief Timekeeper - Scott Laing

Tom Williams
 Race Director - Tom Williams



www.computime.com.au
COMPUTIME RACE TIMING SYSTEMS PTY LTD





Round 2 : March 18 - 20 Queensland Raceway



ASBK.COM.AU f t i y



DUNLOP SUPERSPORT 300 CHAMPIONSHIP

Race 2 - RED FLAG

Date: 20/03/22
Event: R08A
Weather: Sunny - Temp: 25.6C
Track: Dry - Temp: 40.4C

Started at: 10:10:03
Laps: 10
Starters: 16
Printed at: 11:41

AMENDED BEST PARTIAL TIMES

Pos	Split 1		Split 2		Split 3		LAP		Ideal	Fastest
	Name	Time	Name	Time	Name	Time	Name	Time		
1	C. DUNKER	27.756	G. NELSON	29.037	C. DUNKER	25.224	C. DUNKER	1:22.167	1:22.688	
2	M. SIMPSON	27.818	J. SIMPSON	29.068	H. SNELL	25.428	H. NELSON	1:22.495	1:22.495	
3	H. NELSON	27.850	J. NAHLOUS	29.145	G. NELSON	25.431	J. NAHLOUS	1:22.612	1:22.788	
4	J. NAHLOUS	27.877	H. NELSON	29.155	H. NELSON	25.490	G. NELSON	1:22.676	1:22.711	
5	H. SNELL	27.894	C. DUNKER	29.187	N. O'NEILL	25.575	H. SNELL	1:22.738	1:22.956	
6	J. JACOBS	27.949	J. JACOBS	29.302	J. NAHLOUS	25.590	J. SIMPSON	1:22.738	1:23.219	
7	J. SIMPSON	28.003	M. SIMPSON	29.336	M. SIMPSON	25.664	M. SIMPSON	1:22.818	1:23.250	
8	J. MARTIN	28.073	B. GAWITH	29.355	J. SIMPSON	25.667	J. JACOBS	1:22.993	1:23.116	
9	G. NELSON	28.208	H. SNELL	29.416	J. RUSSO	25.729	N. O'NEILL	1:23.404	1:23.865	
10	J. RUSSO	28.263	J. MARTIN	29.447	J. JACOBS	25.742	J. RUSSO	1:23.571	1:23.792	
11	N. O'NEILL	28.266	N. O'NEILL	29.563	B. GAWITH	25.832	J. MARTIN	1:23.589	1:23.829	
12	C. CLEGG	28.507	J. RUSSO	29.579	C. CLEGG	25.957	B. GAWITH	1:23.721	1:23.721	
13	B. GAWITH	28.534	C. CLEGG	29.619	J. MARTIN	26.069	C. CLEGG	1:24.083	1:24.204	

The results are provisional until the end of the time limit for protests and appeals.

Scott Laing
Chief Timekeeper - Scott Laing

Tom Williams
Race Director - Tom Williams



www.computime.com.au
COMPUTIME RACE TIMING SYSTEMS PTY LTD





Round 2 : March 18 - 20 Queensland Raceway



ASBK.COM.AU f t i y



DUNLOP SUPERSPORT 300 CHAMPIONSHIP

Date: 20/03/22
Event: R08A
Weather: Sunny - Temp: 25.6C
Track: Dry - Temp: 40.4C

Started at: 10:10:03
Laps: 10
Starters: 16
Printed at: 11:41

AMENDED GRID SHEET



1	39	1	G. NELSON 5:37.325	3	2	C. DUNKER 5:37.750	20	3	J. NAHLOUS 5:37.965
2	279	4	H. NELSON 5:38.458	12	5	H. SNELL 5:38.512	16	6	J. JACOBS 5:39.658
3	23	7	J. SIMPSON 5:39.786	25	8	B. GAWITH 5:43.001	32	9	J. RUSSO 5:43.691
4	65	10	N. O'NEILL 5:43.712	85	11	J. MARTIN 5:43.833	63	12	C. CLEGG 5:45.472
5	66	13	M. SIMPSON 5:50.853						

Scott Laing

Chief Timekeeper - Scott Laing

Tom Williams

Race Director - Tom Williams



www.computime.com.au
COMPUTIME RACE TIMING SYSTEMS PTY LTD

